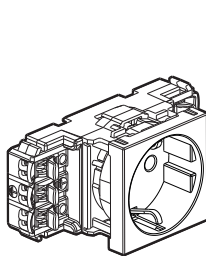


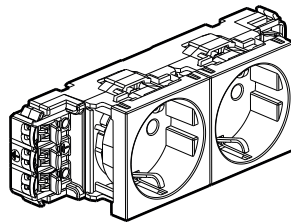
# Mosaic™

## Socket for DLP trunking, mounting with support German standard

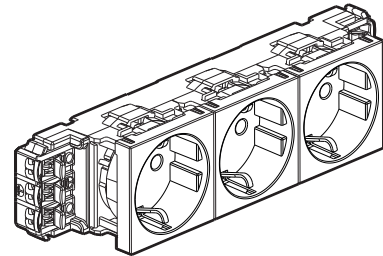
Cat. No(s): 0 774 01/02/03/04/11/12/13/14/21/22/23/24  
0 774 31/32/33/34/51/52/53/54/61/62/63/64/81/82/83/84  
0 775 62/63



0 774 01



0 774 02



0 774 03

### 1. DESCRIPTION

Socket outlets with shutters, with connection at both sides, for mounting on DLP trunking in conjunction with supports.  
Install one socket by support frame.

### 2. RANGE

#### 2 P+E socket outlets - 2 modules

	○ White ● Red ● Red tamperproof	0 774 01 0 774 11 0 774 21
Mounting with support 65 mm	○ White ● Red tamperproof	0 774 31 0 774 51
Mounting with support 85 mm	○ White ● Red tamperproof	0 774 61 0 774 81

#### 2 x 2 P+T socket outlets - 4 modules

	○ White ● Red ● Red tamperproof	0 774 02 0 774 12 0 774 22
Mounting with support 65 mm	○ White ● Red tamperproof	0 774 32 0 774 52
Mounting with support 85 mm	○ White ● Red tamperproof	0 774 62 0 774 82
	○ White RAL 9010	0 775 62

#### 3 x 2 P+E socket outlets - 6 modules

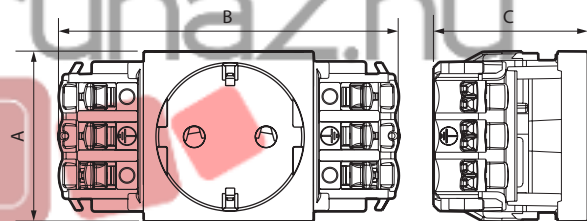
	○ White ● Red ● Red tamperproof	0 774 03 0 774 13 0 774 23
Mounting with support 65 mm	○ White ● Red tamperproof	0 774 33 0 774 53
Mounting with support 85 mm	○ White ● Red tamperproof	0 774 63 0 774 83
	○ White RAL 9010	0 775 63

### 2. GAMME (suite)

#### 4 x 2 P+E socket outlets - 8 modules

	○ White ● Red ● Red tamperproof	0 774 04 0 774 14 0 774 24
Mounting with support 65 mm	○ White ● Red tamperproof	0 774 34 0 774 54
Mounting with support 85 mm	○ White ● Red tamperproof	0 774 64 0 774 84

### 3. OVERALL DIMENSIONS (mm)



Catalogue numbers	A	B	C
0 774 01/11/21/31/51	45	90	44
0 774 61/81	45	90	44
0 774 02/12/22/32/52	45	135	44
0 774 62/82	45	135	44
0 775 62	45	135	44
0 774 03/13/23/33/53	45	180	44
0 774 63/83	45	180	44
0 775 63	45	180	44
0 774 04/14/24/34/54	45	225	44
0 774 64/84	45	225	44

**4. CONNECTION**

Type of terminals: automatic  
Number of terminals: 6  
Terminal capacity: 2 x 2.5 mm<sup>2</sup>  
Stripping length: 10 mm

**5. TECHNICAL CHARACTERISTICS****■ 5.1 Mechanical characteristics**

Impact tests: IK 04  
Protection against solid bodies and liquids: IP 40

**■ 5.2 Material characteristics**

Base: ABS  
Cover plate: PC  
Halogen free  
UV resistant

Self-extinguishing:

- + 850° C / 30 s for insulating parts holding live parts in place
- + 650° C / 30 s for other parts made of insulating materials.

**■ 5.3 Electrical characteristics**

Voltage: 250 V~  
Current: 16 A

**■ 5.4 Climatic characteristics**


Storage and use temperature: - 15° C to + 70° C

**6. MAINTENANCE**


Surface cleaning with a cloth.  
Do not use: acetone, tar remover, trichloroethylene.




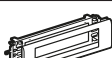
**Caution:** A preliminary test should be carried out if other specific cleaning products are to be used.

**7. ACCESSORIES****Tamperproof insert**

	● Red Fixes directly onto the 2P+E plug of the appliance to be connected to the tamperproof socket.	0 502 99
---	--	----------

**Cable end fitting**

	Prevents tension on the connection between the wire and socket if the cable is pulled.	0 898 07
---	--	----------

Supports		65 mm	85 mm
	2 modules	0 109 52	0 109 92
	4 modules	0 109 54	0 109 94
	6 modules	0 109 56	0 109 96
	8 modules	0 109 58	0 109 98

**8. STANDARDS AND APPROVALS**

Compliance with standards of installation and manufacturing.  
Refer to e. catalogue.