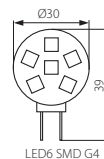




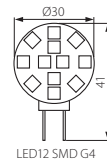
LED6 SMD G4-WW



LED12 SMD G4-WW



LED6 SMD G4



LED12 SMD G4

<b>Kanlux</b>		[W]			[lm]		
LED6 SMD G4-WW	08952	1	1 - 8	6 LED SMD	72	A++	1
LED12 SMD G4-WW	08951	2	2 - 15	12 LED SMD	140	A+	2



do prawidłowego działania wymagany zasilacz elektroniczny LED, np. DUPLO, DRIFT lub TRETO dostępny w ofercie Kanlux / źródło wykorzystuje diody LED SMD 5050

LED electric power supply is needed for proper functioning, e.g. DUPLO, DRIFT or TRETO available in the Kanlux product range / light source uses SMD 5050 LEDs

Żarówka halogenowa / Halogen lamp

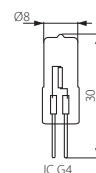
## JC G4 / GY6.35



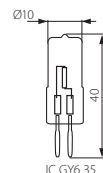
JC G4



JC GY6.35



JC G4



JC GY6.35

<b>Kanlux</b>		[W]		[lm]			
JC-5W G4	10720	5	G4	60	B	5	1/50/1000
JC-10W G4	10722	10	G4	120	C	11	1/50/1000
JC-20W G4	10724	20	G4	330	C	21	1/50/1000
JC-35W G4	10726	35	G4	600	C	37	1/50/1000
JC-10W4/EK BASIC	10432	10	G4	96	C	11	1/100/1000
JC-20W4/EK BASIC	10433	20	G4	280	C	21	1/100/1000
JC-35W4/EK BASIC	10434	35	G4	540	C	37	1/100/1000
JC-20W GY6.35	10730	20	GY6.35	330	C	21	1/50/1000
JC-35W GY6.35	10732	35	GY6.35	600	C	37	1/50/1000
JC-50W GY6.35	10734	50	GY6.35	950	C	53	1/50/1000

